

GUANGZHOU CITY DALANG SEAT CO., LTD
 NO. 1, EAST LONGHE ROAD, YONGXING, TAIHE TOWN, BAIYUN DISTRICT, GUANGZHOU

The following sample(s) was / were submitted and identified on behalf of the client as:

Sample Description : CHAIR
 Supplier Item No. : AD12XL, AD3, AD4, AD5, AD4XL, AD7, AD8, AD12, AD17, AD18, AD19
 Buyer Item No. : AD12XL, AD3, AD4, AD5, AD4XL, AD7, AD8, AD12, AD17, AD18, AD19
 Manufacturer : GUANGZHOU CITY DALANG SEAT CO., LTD
 Sample Receiving Date : Jun.29, 2019
 Test Performing Date : Jul.01, 2019 to Jul.16, 2019

Test Result Summary

Test(s) Requested	Result(s)
Clause 6, 7, 12 and 13 of ANSI/BIFMA X5.1-2017 (Type I, III)	PASS

Summary:

- For further details, please refer to the following page(s).

Signed for and on behalf of
 Shunde Branch
 SGS-CSTC Co., Ltd.



Bill Wang
 Approved signatory



Unless otherwise agreed in writing, this document is issued by the Company subject to its General Conditions of Service printed overleaf, available on request or accessible at <http://www.sgs.com/en/Terms-and-Conditions.aspx> and, for electronic format documents, subject to Terms and Conditions for Electronic Documents at <http://www.sgs.com/en/Terms-and-Conditions/Terms-e-Documents.aspx>. Attention is drawn to the limitation of liability, indemnification and jurisdiction issues defined therein. Any holder of this document is advised that information contained hereon reflects the Company's findings at the time of its intervention only and within the limits of Client's instructions, if any. The Company's sole responsibility is to its Client and this document does not exonerate parties to a transaction from exercising all their rights and obligations under the transaction documents. This document cannot be reproduced except in full, without prior written approval of the Company. Any unauthorized alteration, forgery or falsification of the content or appearance of this document is unlawful and offenders may be prosecuted to the fullest extent of the law. Unless otherwise stated the results shown in this test report refer only to the sample(s) tested and such sample(s) are retained for 30 days only.

Attention: To check the authenticity of testing / inspection report & certificate, please contact us at telephone: (86-755) 8307 1443, or email: CN.Doccheck@sgs.com

SGS-CSTC Shunde Branch
 Shunde Branch Harbin

1/F, 1st Building European Industrial Park, No.1 Shunhe South Road, Wusha Section, Dalang Town, Shunde, Foshan, Guangdong, China 528333 t (86-757)22805888 f (86-757)22805858 www.sgsgroup.com.cn
 中国·广东·佛山市顺德区大良街道办事处五沙顺和南路1号欧洲工业园一号楼首层 邮编: 528333 t (86-757)22805888 f (86-757)22805858 e sgs.china@sgs.com

TESTS AND RESULTS

Test Conducted:

Clause 6, 7, 12 and 13 of ANSI/BIFMA X5.1-2017 General-Purpose Office Chairs – Tests.

No. of Sample:

1 piece. For more sample information and pictures, please refer to the following page.

Chair Type: Type I, III.

Test and Requirements	Test Results
6 Backrest Strength Test - Static - Type III	
<p>6.4.1 Functional Load There shall be no loss of serviceability to the chair when 667 N (150 lbf.) is applied to the backrest at the specified position for one (1) minute. With the backrest at its back stop position, apply a force that is initially 90 degrees ± 10 degrees to the plane of the backrest. The force is not intended to be maintained at 90 degrees ± 10 degrees throughout the loading of the backrest.</p>	PASS
<p>6.4.2 Proof Load There shall be no sudden and major change in the structural integrity of the chair, loss of serviceability is acceptable, when 1001 N (225 lbf.) is applied to the backrest at the specified position for one (1) minute. With the backrest at its back stop position, apply a force that is initially 90 degrees ± 10 degrees to the plane of the backrest. The force is not intended to be maintained at 90 degrees ± 10 degrees throughout the loading of the backrest.</p>	PASS
7 Drop Test - Dynamic	
<p>7.4.1 Functional Load Test There shall be no loss of serviceability when a test bag weighing 102 kg (225 lb.) is free fell from 152 mm (6 in.) above the uncompressed seat to the specified position on seat. Remove the bag, and set height to its lowest position and repeat the test for chairs with seat height adjustment features.</p>	PASS
<p>7.4.2 Proof Load Test There shall be no sudden and major change in the structural integrity of the chair. Loss of serviceability is acceptable when a test bag weighing 136 kg (300 lb.) is free fell from 152 mm (6 in.) above the uncompressed seat to the specified position on seat. Remove the bag, and set height to its lowest position and repeat the test for chairs with seat height adjustment features.</p>	PASS
12 Arm Strength Test - Vertical - Static	
<p>12.4.1 Functional Load Apply an initially vertical pull force of 750N (169lbs.) to the load adapter which is 127 mm (5 in.) long and at least as wide as the width of the arm shall be attached to the top of the arm rest structure such that the load will be applied at the apparent weakest point that is forward of the chair backrest, for one (1) minute. There shall be no loss of serviceability. For a height adjustable arm, failure to hold its height adjustment position to within 6 mm (0.25 in.) from its original set position as the result of the loading is considered a loss of serviceability.</p>	PASS



Test and Requirements	Test Results
<p>12.4.2 Proof Load Apply an initially vertical pull force of 1125N (253 lbs.) to the load adapter which is 127 mm (5 in.) long and at least as wide as the width of the arm shall be attached to the top of the arm rest structure such that the load will be applied at the apparent weakest point that is forward of the chair backrest, for 15 seconds. There shall be no sudden and major change in the structural integrity of the chair. For a height adjustable arm, a sudden drop in height of greater than 25 mm (1 in.) does not meet this requirement. Loss of serviceability is acceptable.</p>	<p>PASS</p>
<p>13 Arm Strength Test - Horizontal - Static</p>	
<p>13.4.1 Functional Load Apply an initially horizontal pull force of 445 N (100 lbf.) to the load adapter which is a loading device or strap, not greater than 25 mm (1 in.) in horizontal width, shall be attached to the arm so that the load is initially applied horizontally to the armrest structure at the apparent weakest point (for armrests that pivot in the horizontal plane, apply the load at the pivot point), for one (1) minute in the outward direction. A functional load applied once shall cause no loss of serviceability.</p>	<p>PASS</p>
<p>13.4.2 Proof Load Apply an initially horizontal pull force of 667 N (150 lbf.) to the load adapter which is a loading device or strap, not greater than 25 mm (1 in.) in horizontal width, shall be attached to the arm so that the load is initially applied horizontally to the armrest structure at the apparent weakest point (for armrests that pivot in the horizontal plane, apply the load at the pivot point), for 15 seconds in the outward direction. A proof load applied once shall cause no sudden and major change in the structural integrity of the unit. Loss of serviceability is acceptable.</p>	<p>PASS</p>

Remark:

1. According to client's statements, the Supplier / Buyer Item No. as stated on the first page are identical to test sample.
2. For the sample information and pictures, please refer to the following page.



Unless otherwise agreed in writing, this document is issued by the Company subject to its General Conditions of Service printed overleaf, available on request or accessible at <http://www.sgs.com/en/Terms-and-Conditions.aspx> and, for electronic format documents, subject to Terms and Conditions for Electronic Documents at <http://www.sgs.com/en/Terms-and-Conditions/Terms-e-Documents.aspx>. Attention is drawn to the limitation of liability, indemnification and jurisdiction issues defined therein. Any holder of this document is advised that information contained hereon reflects the Company's findings at the time of its intervention only and within the limits of Client's instructions, if any. The Company's sole responsibility is to its Client and this document does not exonerate parties to a transaction from exercising all their rights and obligations under the transaction documents. This document cannot be reproduced except in full, without prior written approval of the Company. Any unauthorized alteration, forgery or falsification of the content or appearance of this document is unlawful and offenders may be prosecuted to the fullest extent of the law. Unless otherwise stated the results shown in this test report refer only to the sample(s) tested and such sample(s) are retained for 30 days only.

Attention: To check the authenticity of testing / inspection report & certificate, please contact us at telephone: (86-755) 8307 1443, or email: CN.Doccheck@sgs.com

1/F, 1st Building European Industrial Park, No.1 Shunhe South Road, Wusha Section, Daliang Town, Shunde, Foshan, Guangdong, China 528333 t (86-757)22805888 f (86-757)22805858 www.sgsgroup.com.cn
 中国·广东·佛山市顺德区大良街道办事处五沙顺和南路1号欧洲工业园一号厂房首层 邮编: 528333 t (86-757)22805888 f (86-757)22805858 e sgs.china@sgs.com





SAMPLE INFORMATION AND PICTURES


Weight: 29.15 kg

Overall Dimensions: 790 mm L x 742 mm W x 1350~1410 mm H


Other Dimensions: /

Sample as Received





View 5



View 6



View 7

End of Report

